



Pendant Light Fittings Series 6050

- For use in Zone 1 and Zone 21
- Available light sources
 - high-pressure sodium lamps (HSE)
 - metal halide lamps (HIE)
 - halogen lamps (QT)
 - compact lamps (TC-TSE)
 - blended lamps (LME)
- Salt water resistant housing in aluminium, optional with lacquer coat
- Double lamp service life with TwinArc technology for high-pressure sodium lamps
- Maintenance free operation and longer lamp service life with induction lamp
- Mounting with ring bolts or tiltable mounting bracket
- With connection box for easy mounting
- External reflector and wire guard

10292E00

Pendant Light Fittings Series 6050 Size 1 up to 250 W

7

Selection table								
Version	Lamps ¹⁾	Lamp-holder	Power	Temperature class at T _a =		T _{O max.} at T _a = 40 °C	Ordering code	Weight kg
				40 °C	50 °C			
Pendant light fitting Series 6050 Size 1 up to 250 W	A	E 27	200 W	T4	T4	112 °C	6050/11...-12010-.0.-1	9,120
	QT	E 27	150 W	T4	T4	142 °C	6050/11...-11510-.0.-1	9,120
			250 W	T3	--	142 °C	6050/11...-12510-.0.-1	9,120
	LME	E 27	160 W	T4	--	123 °C	6050/11...-11610-.0.-1	9,120
	TC-TSE	E 27	23 W	T6	--	70 °C	6050/11...-10210-.0.-1	9,120
	HIE	E 27	70 W	T5	T4	90 °C	6050/11...-2071-.0.-1	10,700
			100 W	T4	--	105 °C	6050/11...-2101-.0.-1	11,100
			150 W	T4	--	125 °C	6050/11...-2151-.0.-1	12,100
	HSE	E 27	50 W	T5	T4	100 °C	6050/11...-3051-.0.-1	10,250
			70 W	T5	T4	100 °C	6050/11...-3071-.0.-1	10,700
			110 W	T4	--	106 °C	6050/11...-3111-.0.-1	11,500
	HME	E 27	125 W	T4	--	125 °C	6050/11...-4121-.0.-1	11,700
	QL	Special	55 W	T6	--	30 °C	6050/11...-90690-.0.-1	10,035
Add. to ordering code								
Suspension	two insert threads M 8 in the lid of the light fitting						6050/111...-.....	2,100
	with additional mounting bracket for ceiling and wall mounting						6050/112...-.....	
Cable entries (in connection box)	2 x M 25 x 1.5 (standard) → 1 x cable gland, 1 x stopping plug						6050/11.1-.....	0,560
	2 x M 20 x 1.5 → 1 x cable gland, 1 x stopping plug						6050/11.2-.....	
	2 x NPT 3/4" → 2 x threaded holes						6050/11.3-.....	
	2 x NPT 1" → 2 x threaded holes						6050/11.4-.....	
Compensation	without compensation						6050/11...-.....0-.....	0,560
	with compensation						6050/11...-.....1-.....	
Wire guard	without wire guard						6050/11...-.....0...	0,560
	with wire guard						6050/11...-.....1...	
Switching off light fitting on opening	without switch						6050/11...-.....0..	0,560
	with switch						6050/11...-.....1..	
Notes: ¹⁾ A → Incandescent lamps QT → Halogen lamps LME → Blended lamps TC-TSE → Compact lamps HIE → Metal halide lamps HSE → High-pressure sodium lamps HME → Mercury lamps QL → Induction lamps (supplied with light fitting)								
- The light fitting is unpainted; painting is possible (on request) - The light fittings are supplied without lamps (see accessories); Exception: lamps QL - External reflector (see accessories)								



Pendant Light Fittings Series 6050 Size 3 up to 500 W

Selection table								
Version	Lamps ¹⁾	Lamp-holder	Power	Temperature class at T _a =		T _{O max.} at T _a = 40 °C	Ordering code	Weight kg
				40 °C	50 °C			
Pendant light fitting Series 6050 Size 3 up to 500 W	A	E 40	500 W	T3	T3	144 °C	6050/31...-15020-.0.-1	24,300
	QT	E 40	500 W	T4	--	118 °C		
	LME	E 40	500 W	T3	T3	154 °C		
	HIE	E 40	250 W	T4	--	108 °C	6050/31...-2252-.0.-1	25,600
			400 W	T4	--	127 °C	6050/31...-2402-.0.-1	26,100
	HSE	E 40	150 W	T5	T5	95 °C	6050/31...-3152-.0.-1	25,400
			250 W	T4	--	108 °C	6050/31...-3252-.0.-1	25,500
			400 W	T4	--	120 °C	6050/31...-3402-.0.-1	26,000
	HME	E 40	250 W	T4	--	125 °C	6050/31...-4252-.0.-1	25,700
			400 W	T3	--	150 °C	6050/31...-4402-.0.-1	26,200
	QL	Special	85 W	T6	--	66 °C	6050/31...-90990-.0.-1	24,800
			165 W	T6	--	75 °C	6050/31...-91790-.0.-1	25,300
Add. to ordering code								
Suspension	Ring bolts M 10					6050/311-.....	8,110	
	with additional mounting bracket for ceiling and wall mounting					6050/312-.....		
Cable entries (in connection box)	2 x M 25 x 1.5 (standard) → 1 x cable gland, 1 x stopping plug					6050/31.1-.....	1,450	
	2 x M 20 x 1.5 → 1 x cable gland, 1 x stopping plug					6050/31.2-.....		
	2 x NPT 3/4" → 2 x threaded holes					6050/31.3-.....		
	2 x NPT 1" → 2 x threaded holes					6050/31.4-.....		
Compensation	without compensation					6050/31...-...0-....	1,450	
	with compensation					6050/31...-...1-....		
Wire guard	without wire guard					6050/31...-...0-...	1,450	
	with wire guard					6050/31...-...1-...		
Switching off light fitting on opening	without switch					6050/31...-...0-..	1,450	
	with switch					6050/31...-...1-..		
Notes: <ul style="list-style-type: none"> ¹⁾ A → Incandescent lamps QT → Halogen lamps LME → Blended lamps HIE → Metal halide lamps HSE → High-pressure sodium lamps HME → Mercury lamps QL → Induction lamps (supplied with light fitting) <ul style="list-style-type: none"> - The light fitting is unpainted; painting is possible (on request) - The light fittings are supplied without lamps (see accessories); Exception: lamps QL - External reflector (see accessories) 								

Technical Data

Explosion protection

Gas explosion protection Ⓢ II 2 G EEx de IIC T. 1) (Zone 1)

Dust explosion protection Ⓢ II 2 D IP 66 T₀ max. 1) (Zone 21)

1) see selection table

Certificates

Gas explosion protection PTB 03 ATEX 1096 (Zone 1)

Dust explosion protection PTB 03 ATEX 1096 (Zone 21)

Rated current

Lamps *)	Lampholder	Power	I _N
A	E 27	150 W	0,65 A
	E 27	200 W	0,87 A
	E 40	300 W	1,30 A
	E 40	500 W	2,30 A
QT	E 27	150 W	0,65 A
	E 40	250 W	1,12 A
	E 40	500 W	2,10 A
LME	E 27	100 W	0,46 A
	E 27	160 W	0,73 A
	E 40	250 W	1,30 A
	E 40	500 W	3,10 A
TC-TSE	E 27	23 W	0,10 A
HIE	E 27	70 W	0,95 A
	E 27	100 W	1,10 A
	E 27	150 W	1,80 A
	E 40	250 W	1,80 A
	E 40	400 W	2,20 A
HSE	E 27	50 W	0,76 A
	E 27	70 W	0,98 A
	E 27	110 W	1,22 A
	E 40	150 W	1,80 A
	E 40	250 W	1,80 A
	E 40	400 W	2,30 A
HME	E 27	125 W	0,70 A
	E 40	250 W	1,80 A
	E 40	400 W	2,20 A
QL	special	55 W	0,26 A
	special	85 W	0,40 A
	special	165 W	0,73 A

*) A → Incandescent lamps HIE → Metal halide lamps
 QT → Halogen lamps HSE → High-pressure sodium lamps
 LME → Blended lamps HME → Mercury lamps
 TC-TSE → Compact lamps QL → Induction lamps

Marking

CE 0102

Rated operational voltage U_e

220 V / 230 V / 240 V, AC ± 6 %, 50 Hz, others on request
 230 V / 240 V / 250 V, AC ± 6 %, 50 Hz for 100 W, 150 W, metal halide lamps

Power factor

cos φ ≥ 0.9 (compensated)

Protection class

I (internal + external PE / PA-connection)

Connection

L1 + N + PE for 2.5 mm² solid / flexible

Material

Enclosure material

light cast alloy

Replacement glass

pressed glass cover resistant to temperature changes

Cover seal

NBR

Internal reflector

aluminium, high polished

External reflector

aluminium

Wire guard




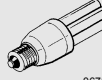
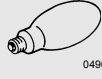
steel wire (stainless steel)

Housing lock






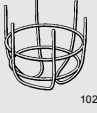

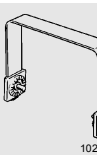
M 4, Torx-screw head

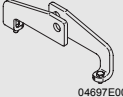





Technical Data	
Installation orientation	ceiling mounting respectively $\pm 40^\circ$ slewing angle
Mounting	via 2 x M 8 / 2 x M 10 insert threads in the lid of the light fitting alternative: via additional mounting bracket (stainless steel), tiltable in 10° steps
Degree of protection	IP 66
Ambient temperature	for size 1: - 40 °C ... + 40 °C / + 50 °C for size 3: - 20 °C ... + 40 °C / + 50 °C
Wire guard and external reflector	can easily be mounted later using M 6 screws
Cable entry	
Standard	2 x M 25 x 1.5 → 1 x cable gland (cable dia range 7 mm ... 17 mm), 1 x stopping plug
Special	- 2 x M 20 x 1.5 → 1 x cable gland (cable dia range: 6 mm ... 13 mm), 1 x stopping plug - 2 x NPT $\frac{3}{4}$ " threaded holes - 2 x NPT 1" threaded holes
Switch-off	2 pole; when opening glass cover (Option)

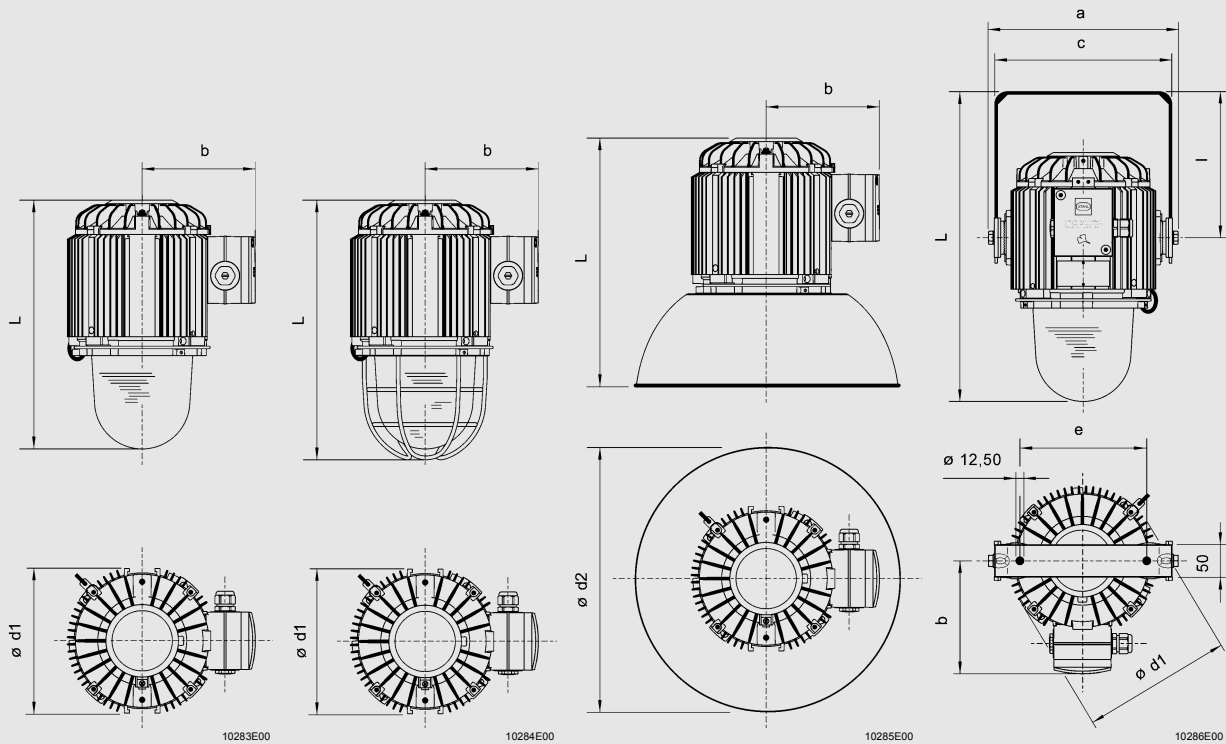
Accessories and spare parts							
Designation	Illustration	Description				Ordering code	Weight kg
		Power	Lamp-holder	Voltage	Lighting current		
Incandescent lamps A	 04958E00	200 W	E 27	230 V	3100 lm	5126250	0,034
		500 W	E 40	230 V	10000 lm	4609960	0,140
Halogen lamps QT	 05355E00	150 W	E 27	230 V	2500 lm	4646120	0,040
		250 W	E 27	230 V	4200 lm	4616400	0,060
		500 W	E 40	230 V	10000 lm	4616410	0,132
Blended lamps LME	 04963E00	160 W	E 27	230 V	3150 lm	4616660	0,082
		250 W	E 40	230 V	5500 lm	4611100	0,160
		500 W	E 40	230 V	13000 lm	4611110	0,280
Compact lamps TC-TSE	 06754E00	23 W	E 27	230 V	1500 lm	4646090	0,030
High-pressure sodium lamps HSE	 04963E00	70 W	E 27	230 V	6000 lm	4618880	0,074
		110 W *	E 27	230 V	8000 lm	4646080	0,150
		* to operate without starter					
		150 W	E 40	230 V	15000 lm	4616670	0,216
		250 W	E 40	230 V	28000 lm	4616680	0,200
		400 W	E 40	230 V	48000 lm	4616700	0,214



Accessories and spare parts								
Designation	Illustration	Description				Ordering code	Weight kg	
		Power	Lamp- holder	Voltage	Lighting current			
High-pressure sodium lamps HSE (TwinArc)	 04963E00	50 W	E 27	230 V	3600 lm	4647640	0,560	
		70 W	E 27	230 V	6000 lm	4647650	0,074	
		150 W	E 40	230 V	17000 lm	4647670	0,216	
		250 W	E 40	230 V	32000 lm	4647680	0,200	
		400 W	E 40	230 V	55000 lm	4647690	0,214	
Metal halide lamps HIE	 04963E00	70 W	E 27	230 V	6500 lm	4637750	0,080	
		100 W	E 27	230 V	8000 lm	4637760	0,160	
		150 W	E 27	230 V	14000 lm	4637770	0,170	
		250 W	E 40	230 V	20000 lm	4616510	0,200	
		400 W	E 40	230 V	31500 lm	4616520	0,284	
Mercury lamps HME	 04963E00	125 W	E 27	230 V	6500 lm	5126080	0,320	
		250 W	E 40	230 V	20000 lm	5126090	0,092	
		400 W	E 40	230 V	31500 lm	5126100	0,305	
Induction lamps QL	 10579E00	55 W	special	230 V	3500 lm	5126760	0,020	
		85 W	special	230 V	6000 lm	5126770	0,212	
		165 W	special	230 V	12000 lm	5126780	0,300	
Replacement glass	 10291E00	Protective glass with fixing-ring						
						for 6050/11	6050803580	3,100
						for 6050/31	6050806580	7,892
Wire guard	 10289E00	Complete with mounting parts Material: steel wire, stainless steel						
						for 6050/11	6050801140	0,560
						for 6050/31	6050802140	1,450
External reflector	 10288E00	Complete with mounting parts Material: aluminium high-polished						
						for 6050/11	6050801580	0,216
						for 6050/31	6050804580	0,540
Mounting bracket	 10287E00	complete; in stainless steel (for additional mounting)						
						for 6050/11	6050801550	2,100
						for 6050/31	6050802550	8,110

Accessories and spare parts					
Designation	Illustration	Description	Ordering code	Weight kg	
Single point mounting arrangement	 04697E00	Single point mounting arrangement in stainless steel via two M 8 stainless steel screws. The mounting arrangement can be attached to the top of the enclosure.			
		for 6050/11	6050804260	1,300	
		for 6050/31	6050904260	3,250	
Ring bolts	 05378E00	M 8, to mount directly into inserts, 1 pair	6000803900	0,100	
		M 10, to mount directly into inserts, 1 pair	6050801900	0,103	
Cable glands	 05864E00	in moulded plastic			
		8161/5-M 20-13	1 piece	8161077010	0,012
		8161/5-M 20-13	50 pieces	8161025030	0,600
		8161/5-M 25-17	1 piece	8161078010	0,016
Stopping plugs	 04840E00	in moulded plastic			
		8290/3-M 20 x 1.5	1 piece	8290008590	0,004
		8290/3-M 20 x 1.5	100 pieces	8290045590	0,600
		8290/3-M 25 x 1.5	1 piece	8290009590	0,006
		8290/3-M 25 x 1.5	100 pieces	8290046590	0,800

Dimension drawings (all dimensions in mm) - subject to alterations



without wire guard

	L	b	d1
6050/11	392	178	236
6050/31	530	240	360

with wire guard

	L	b	d1
6050/11	409	178	236
6050/31	556	240	360

with external reflector

	L	b	d2
6050/11	392	178	440
6050/31	534	240	760

with mounting bracket

with mounting bracket

	L	b	d1	l	a	c	e
6050/11	525	178	236	230	299	279	200
6050/31	770	240	360	420	427	407	300

Pendant Light Fitting Series 6050

We reserve the right to make alterations to the technical data, weights, dimensions, designs and products available without notice. The illustrations cannot be considered binding.

