



01863E00

STAHL








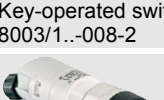
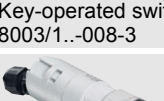
The panel-mounting devices types 8003/1.1, 8003/1.2 and 8003/1.3 switch load, control and signal circuits. Types 8003/1.1 and 8003/1.3 are complete explosion-protected electrical devices. They are suitable for mounting in panels, covers of electrical devices and switch-boards. Types 8003/1.2 are incomplete explosion protected devices and only suitable for mounting in enclosures of protection „Increased Safety“ acc. to EN 50 019. The products are designed for single-hole fixing D 30 acc. to EN 50 007 in combination with actuators type 8602/2.

Control Buttons / Switches for Panel Mounting Series 8003





- Explosion protection to
 - CENELEC
 - IEC
- For use in
 - Zone 1 and Zone 2
 - Zone 21 and Zone 22
- Different actuators
 - pushbutton
 - mushroom pushbutton
 - mushroom stay-put button
 - mushroom stay-put button with key lock
 - key-operated button
 - key-operated switch
 - selector switch
- 2 contact elements
 - NO / NC
 - NC / NC
 - NO / NO
 - NC / NO
- Cage clamp in the connection area
- Simple fitting
- Control switch and key switch: the functions „latching“, „spring-return“ and/or „key not withdrawable“ can be coded at the already installed actuators on site

Zones 1 & 2, 21 & 22



Selection table				
Version	Description		Ordering code	Weight kg
 Pushbutton, 8003/1..-001	Cage clamp with connection area	NO / NC	8003/111-001	0,140
		NC / NC	8003/121-001	0,140
		NO / NO	8003/131-001	0,140
 Mushroom button, 8003/1..-003	Cage clamp with connection area	NO / NC	8003/111-003	0,140
		NC / NC	8003/121-003	0,140
		NO / NO	8003/131-003	0,140
 Mushroom stay-put button, 8003/1..-010	Ø 38 mm, red (EM-STOP) Cage clamp with connection area	NO / NC	8003/111-010	0,125
		NC / NC	8003/121-010	0,125
 Mushroom stay-put button, 8003/1..-012	Ø 38 mm, black Cage clamp with connection area	NO / NC	8003/111-012	0,140
		NC / NC	8003/121-012	0,140
 Mushroom stay-put button, 8003/1..-015	Ø 55 mm, red (EM-STOP) Cage clamp with connection area	NO / NC	8003/111-015	0,145
		NC / NC	8003/121-015	0,145
		NO / NO	8003/131-015	0,145
 Mushroom stay-put button with key lock, 8003/1..-009	Ø 38 mm, red Cage clamp with connection area	NO / NC	8003/111-009	0,140
		NC / NC	8003/121-009	0,140
 Key-operated switch, 8003/1..-008-2	2 positions Cage clamp with connection area	NO / NC	8003/111-008-2	0,220
		NC / NC	8003/121-008-2	0,220
		NO / NO	8003/131-008-2	0,220
 Key-operated switch, 8003/1..-008-3	3 positions Cage clamp with connection area	NO / NC	8003/111-008-3	0,140
		NC / NC	8003/121-008-3	0,140
		NO / NO	8003/131-008-3	0,140
		NC / NO	8003/141-008-3	0,140
 Selector switch, 8003/1..-005	Cage clamp with connection area	NO / NC	8003/111-005	0,125
		NC / NC	8003/121-005	0,125
		NO / NO	8003/131-005	0,125
Note	- yellow label for EM-STOP function is enclosed - labels must be ordered separately; see accessories - versions with 3 m, 6 m or 15 m flexible lead on request - key-operated switch with „spring-return“ functions and/or „key not removable“ on request - versions with other locking cylinders on request			

Technical Data

Explosion protection				
Gas explosion protection	⊕ II 2 G EEx de IIC T6			
Dust explosion protection	⊕ II 2 D IP 66 T80 °C			
Certificates	PTB 02 ATEX 1057 X			
Ambient temperature range	standard: - 20 °C ... + 60 °C special: - 55 °C ... + 60 °C			
Rated voltage	max. 550 V			
Rated current	max. 6 A			
Schematic				
	10503E00	09792E00	09791E00	09790E00
	8003/11.	8003/12.	8003/13.	8003/14.
Min. voltage*	12 V AC / DC			
Min. current*	50 mA			
	* typical values dependent on conditions of use			
Switching capacity	switching capacity	AC 15	AC 12	DC 13
		500 V	500 V	110 V
		max. 6 A	max. 6 A	max. 6 A
		max. 1250 VA	max. 3000 VA	max. 110 W
	Rated operating characteristics referred to switching capacity			
Housing	Polyamide			
Contact material				
Standard	Silver-nickel			
Special	Silver-nickel, gold-plated			
Contact element	10 ⁶ operations			
Degree of protection	IP 65 (frontside IP 66)			
	Degree of protection acc. IEC/CEI 60 529			
Connections	2 pole contact element for cross-section 0,75 mm ² ... 1,5 mm ²			
Cable entry	Type 8003/1.1: M16 x 1.5 (∅ 4 - 9 mm)			

Technical Data - Function Actuators

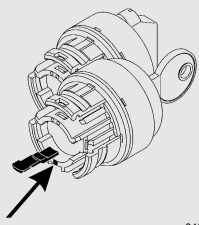
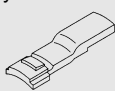
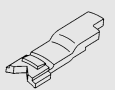
Pushbutton actuator	Spring-return actuator; interchangeable symbol labels
Mushroom button actuator	Spring-return actuator; only non-latching; black; ∅ 38 mm
Mushroom stay-put button actuator	Self-latching when pushed; released only by turning; ∅ 38 mm red or black, or ∅ 55 mm red; with yellow background labels; for EMERGENCY-STOP-function
Mushroom stay-put button with key lock actuator	Self-latching when pushed; released only with key; ∅ 38 mm red or black; with yellow background labels; for EMERGENCY-STOP-function; standard locking MS1
Key-operated switch actuator	Two- or three-position switches; key removable in all positions; function „spring return“ and/or „key not removable“ are codable; standard locking MS1
Selector switch actuator	Rotary knob with 2 positions; interchangeable symbol labels

Coding of Actuators Series 8602

You can change the functions „spring-return“ and „latching“ for the control switches and key switches by yourself on site at the already mounted actuator.
At the key switch actuators also the function „key not withdrawable“ can be coded on site.

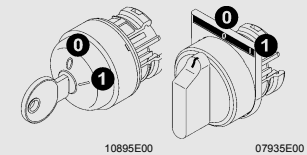
Actuators with 2 switching positions

for key switch (8602A0008-2-2-...),
for control switch (8602A0727-2-2-...)

coding element	switching position I	switching position 0
		
without	„latching“ key withdrawable	„latching“; key withdrawable; can not be coded
yellow 	„spring-return“ key not withdrawable	
red 	„latching“ key not withdrawable	

Note: The 2 position actuators type 8602A0726-2-2-... for control switches are already configured „latching“ or „spring-return“ at the factory and cannot be coded on site!

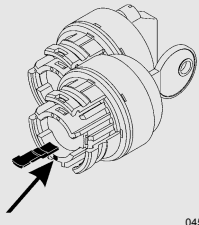
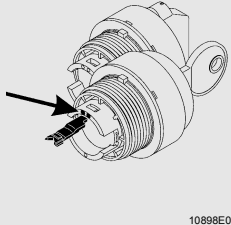
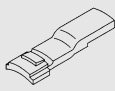
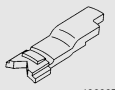
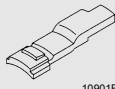
2 switching positions



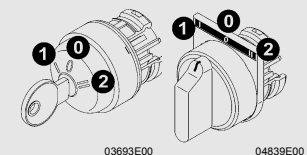
0 = switching position 0
1 = switching position I

Actuators with 3 switching positions

for key switch (8602A0008-2-2-...),
for control switch (8602A0727-2-2-...)

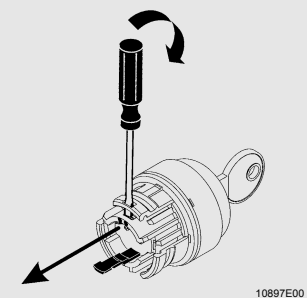
coding element	switching position I	switching position II	switching position 0
			
without	„latching“ key withdrawable	„latching“ key withdrawable	„latching“; key withdrawable; can not be coded
yellow 	„spring-return“ key not withdrawable	„spring-return“ key not withdrawable	
red 	--	„latching“ key not withdrawable	
green 	„latching“ key not withdrawable	--	













3 switching positions



0 = switching position 0
1 = switching position I
2 = switching position II

Demounting of coding elements

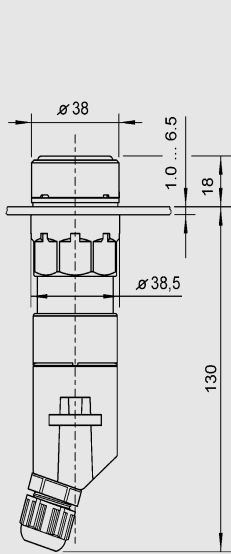


Accessories and spare parts				
Designation	Illustration	Description	Ordering code	Weight kg
Actuators	 05733E00	for pushbutton 8003/...-001	8602830177AA	0,023
	 05538E00	for mushroom button Ø 38 mm, black 8003/...-003	8602830177AB	0,028
	 05536E00	for mushroom stay-put button Ø 38 mm, red (EM-STOP) 8003/...-010	8602830177AG	0,030
	 05536E00	for mushroom stay-put button Ø 38 mm, black 8003/...-012	8602830177AR	0,030
	 05533E00	for mushroom stay-put button Ø 55 mm, red (EM-STOP) 8003/...-015	8602830177AH	0,033
	 05537E00	for mushroom stay-put button with key lock Ø 38 mm, red (EM-STOP) 8003/...-009	8602830177AF	0,062
	 05734E00	for key-operated switch with two-positions 8003/...-008-2	8602830177AD	0,049
	 05734E00	for key-operated switch with three-positions 8003/...-008-3	8602830177AE	0,049
Spare keys	 10545E00	for selector switch 8003/...-005	8602830177AC	0,030
		for all key-operated buttons / key-operated switches standard locking MS 1 3746050		0,008
Closure part	 05647E00	special locking MS 2 ... MS 20 (specify as text) 3746060		0,006
		to close not used mounting holes Ø 30,5 mm 8602801587		0,016
Background label, yellow	 05024E00	for button with EMERGENCY-STOP function Ø 38 mm 8030901850		0,001
		Ø 55 mm 8030978850		0,002
Additional symbol disc	 05543E00	Label mount, size 1, without symbol label Designation: 1-line 8602904800		0,002
		Label mount, size 2, without symbol label Designation: 1- or 2-lines 8602907800		0,003
		Label mount, size 3, without symbol label Designation: 1-, 2- or 3-lines 8602920800		0,004
		for actuators to fit standard Ø 30.5 mm holes with text, please specify text: Text: HAND - 0 - AUTO I - 0 - II OFF - • - ON 0 - I - II 0 - I 0 - Operation - I I - II 0 - • - I additional labels: plain		
Coding kit for key-operated switch		Coding kit to encode key-operated switch Type 8003/...-008-.		
		Two-position switch „spring-return“ and/or „key not removable“ 8602805290		0,001
		Three-position switch „spring-return“ 8602803290		0,001
		Three-position switch „key not removable“ 8602804290		0,001



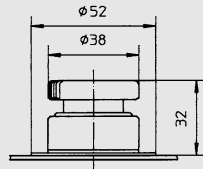
Accessories and spare parts					
Designation	Illustration	Description	Ordering code	Weight kg	
Symbol labels for pushbuttons and selector switches	<p>05753E00</p>	Colour	Symbol / Text		
		blue	plain disc (specify text)	8602934850	0,001
		yellow	plain disc (specify text)	8602935850	0,001
		red	plain disc (specify text)	8602930850	0,001
		green	plain disc (specify text)	8602931850	0,001
		white	plain disc (specify text)	8602933850	0,001
		black	plain disc (specify text)	8602932850	0,001
		blue	plain disc	8602934856	0,001
		yellow	plain disc	8602935856	0,001
		red	plain disc	8602930856	0,001
		green	plain disc	8602931856	0,001
		white	plain disc	8602933856	0,001
		black	plain disc	8602932856	0,001
		black	I	8602920840	0,001
		green	I	8602907840	0,001
		white	I	8602929840	0,001
		black	II	8602921840	0,001
		green	II	8602908840	0,001
		red	0	8602902840	0,001
		black	0	8602914840	0,001
		black	I 0	8602913840	0,001
		red	↷	8602901840	0,001
		black	⇄	8602910840	0,001
		black	↑	8602911840	0,001
		black	↗	8602912840	0,001
		black	CLOSE	8602925840	0,001
		black	Zu	8602924840	0,001
		black	Open	8602923840	0,001
		black	EIN	8602922840	0,001
		red	OFF	8602905840	0,001
		red	Aus	8602904840	0,001
		black	Aus	8602916840	0,001
		red	STOP	8602903840	0,001
		black	STOP	8602915840	0,001
		green	START	8602909840	0,001
white	START	8602928840	0,001		
blue	RESET	8602930840	0,001		
green	ON	8602906840	0,001		
black	Auf	8602926840	0,001		
black	Ab	8602927840	0,001		
black	Links	8602918840	0,001		
black	Rechts	8602919840	0,001		

Dimension drawings (all dimensions in mm) - subject to alterations



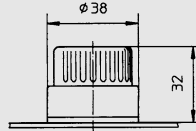
8003/1.1-001
Push button
with connection area

04429E00



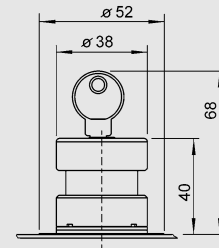
8003/...-003, -010, -012
Mushroom button,
Mushroom stay-put button

04422E00



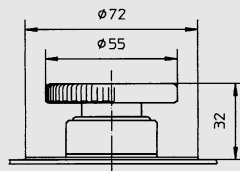
8003/...-005
Selector switch

04428E00



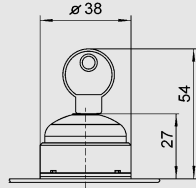
8003/...-009
Key stay-put button

04426E00



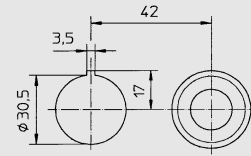
8003/...-015
Mushroom button

04424E00



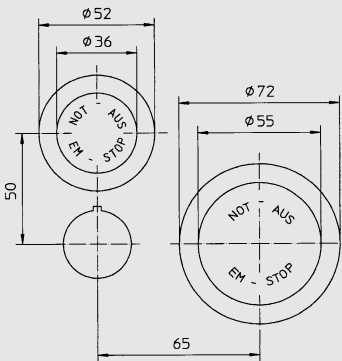
8003/...-008
Key-operated switch

10548E00



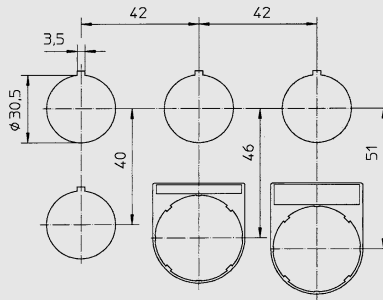
Cut-out for aligning several
devices $\varnothing 38$ mm in a panel

04488E00



Standard cut-out for EMERGENCY-STOP button
(**8003/...-015** Mushroom stay-put button)

08747E00



Standard cut-out with / without front label

08748E00

We reserve the right to make alterations to the technical data, weights, dimensions, designs and products available without notice. The illustrations cannot be considered binding.